

Kathleen Kampa • Charles Vilina

Magic Time

Student Book
& Workbook



Student
Audio CD



OXFORD

Kathleen Kampa • Charles Vilina

Magic Time

Student Book



2nd Edition

OXFORD
UNIVERSITY PRESS

OXFORD
UNIVERSITY PRESS

Great Clarendon Street, Oxford, OX2 6DP, United Kingdom

Oxford University Press is a department of the University of Oxford.
It furthers the University's objective of excellence in research, scholarship,
and education by publishing worldwide. Oxford is a registered trade
mark of Oxford University Press in the UK and in certain other countries

© Oxford University Press 2012

The moral rights of the author have been asserted

First published in 2012

2016 2015 2014 2013 2012

10 9 8 7 6 5 4 3 2 1

No unauthorized photocopying

All rights reserved. No part of this publication may be reproduced, stored
in a retrieval system, or transmitted, in any form or by any means, without
the prior permission in writing of Oxford University Press, or as expressly
permitted by law, by licence or under terms agreed with the appropriate
reprographics rights organization. Enquiries concerning reproduction outside
the scope of the above should be sent to the ELT Rights Department, Oxford
University Press, at the address above

You must not circulate this work in any other form and you must impose
this same condition on any acquirer

Links to third party websites are provided by Oxford in good faith and for
information only. Oxford disclaims any responsibility for the materials
contained in any third party website referenced in this work

ISBN: 978 0 19 401619 3 STUDENT BOOK

ISBN: 978 0 19 401602 5 STUDENT AUDIO CD

ISBN: 978 0 19 401617 9 STUDENT BOOK AND STUDENT AUDIO CD PACK

Printed in China

This book is printed on paper from certified and well-managed sources

ACKNOWLEDGEMENTS

Illustrations by: Lynn Adams, Cathy Beylon, Bill Colrus, Tom Hughes, Anthony
Lewis/JK Portfolio, Inc., Tammie Lyon, Dana Regan, Jamie Smith/HK Portfolio,
Inc., Jim Talbot

Cover illustration by: Paul Gibbs

Musical arrangements and chant music by: William Hirtz and Steven Tolle

Original characters developed by: Amy Wummer

Our sincere gratitude to our editors and the entire OUP family for their expert
guidance in the creation and continued development of *Magic Time*. Special
thanks to our sons John and Christian, as well as to our parents, for their love
and support. Finally, to our many students, to whom *Magic Time* is dedicated,
thank you for making teaching the greatest profession in the world.

Kathleen Kampa and Charles Vilina

Table of Contents

Syllabus	iv
Numbers	2
Unit 1: New Friends	4
Unit 2: At the Beach	8
Unit 3: Colorful Jungle	12
Review 1	16
Talk Time 1	18
Spring ABCs	20
Unit 4: In the Classroom	22
Unit 5: Dot's Birthday Party	26
Unit 6: Painting a Mural	30
Review 2	34
Talk Time 2	36
Summer ABCs	38
Unit 7: At the Campsite	40
Unit 8: Fruits and Vegetables Show	44
Unit 9: At the Park	48
Review 3	52
Talk Time 3	54
Fall ABCs	56
Unit 10: Pet Parade	58
Unit 11: Family Fun	62
Unit 12: Slumber Parties	66
Review 4	70
Talk Time 4	72
Winter ABCs	74
Songs and Chants	76
Word List	84

Syllabus

Unit	Title / Topic	Word Time	Use the Words	Action Word Time	Use the Action Words
1	<i>New Friends/ Names</i>	Annie Ted Digger Dot	Hello! I'm Ted.	smile wave shake hands nod	Let's shake hands.
2	<i>At the Beach/ Shapes</i>	triangle circle star rectangle heart square	I see a star.	walk dive tiptoe swim	Dive over here.
3	<i>Colorful Jungle/ Colors</i>	blue red yellow green black orange	It's black.	draw color write paint	Paint with me.
Review 1					
<p>Talk Time 1: Share with others Star, please. Here you are. Thank you very much. scissors tape glue paper</p> <p>Spring ABCs: apple bear cat dog elephant fish</p>					
4	<i>In the Classroom/ Classroom Items</i>	pencil book ruler eraser book bag crayon	It's a ruler.	pick up your book put down your book open your book bag close your book bag	Put down your book slowly. Put down your book quickly.
5	<i>Dot's Birthday Party/ Numbers</i>	1 one 6 six 2 two 7 seven 3 three 8 eight 4 four 9 nine 5 five 10 ten	I'm one year old. I'm six years old.	stand up sit down kneel down lie down	Lie down. Okay.
6	<i>Painting a Mural/ Parts of the Body</i>	arms legs hands feet fingers toes	I have two hands.	wash your hands dry your hands brush your hair comb your hair	Please brush your hair.

Review 2

Talk Time 2: Give to others Happy birthday! This book is for you. Thanks!
card drum game guitar

Summer ABCs: goat horse iguana juice kangaroo lemon monkey

Unit	Title / Topic	Word Time	Use the Words	Action Word Time	Use the Action Words
7	At the Campsite/ Feelings	hot cold thirsty hungry sleepy tired	I'm cold.	drink eat cook clean up	Let's eat together.
8	Fruits and Vegetables Show/ Fruits and Vegetables	tomatoes bananas carrots oranges cucumbers apples	I like oranges.	clap shout sing dance	Sing with me. Sure.
9	At the Park/ Actions	swim play soccer ride a bike jump rope play baseball climb a tree	I can climb a tree.	throw the ball catch the ball hit the ball kick the ball	Watch me catch the ball.

Review 3

Talk Time 3: Be polite Excuse me. May I have a banana? Yes, of course.
fork spoon plate glass

Fall ABCs: nest octopus pink quilt rabbit sandwich


10	Pet Parade/ Pets	rabbit bird dog frog turtle cat	I love my rabbit.	fly jump hop run	It can fly.
11	Family Fun/ Family Members	grandmother mother sister grandfather father brother	This is my grandmother.	wink whistle laugh cry	Please don't laugh. Sorry.
12	Slumber Parties/ My Room	clock chair lamp bed pillow desk	This is a bed. That is a chair.	play read listen watch TV	Let's listen. Good idea!




Review 4

Talk Time 4: Help others What's wrong? I can't find my turtle. Here it is!
key phone shoe lunchbox

Winter ABCs: turtle umbrella violin watch box yo-yo zebra

Numbers

A.  Listen and repeat.

B.  Listen and point.
Then chant.  

Pat



Ted



Digger



C. Trace the numbers.

Joe

Chris

Kelly

Jane

Annie

Kumi

Dot





Word Time

A. ^{CD1}₃ Look and listen.



Annie



Ted

B. ^{CD1}₄ Listen, point, and repeat.



Digger




Dot

C. ^{CD1}₅ Listen and point below. Then chant. ²

D. ^{CD1}₆ Listen and write the number.







Use the Words


A.  Listen and repeat.




Hello! I'm Ted.

B.  Listen and point below. 

C.  Listen and point. Then sing along. 



Action Word Time


A.  ^{CD1}₁₀ Look and listen.



smile



wave




B.  ^{CD1}₁₁ Listen, point, and repeat.





shake hands




nod

C.  ^{CD1}₁₂ Listen and point below. Then chant.  

D.  ^{CD1}₁₃ Listen and write the number. 







Use the Action Words


A.  ^{CD1}₁₄ Listen and repeat.

Let's shake hands.



B.  ^{CD1}₁₅ Listen and point below. 

C.  ^{CD1}₁₆ Listen and point. Then sing along. 






Word Time

A.  ^{CD1}₁₇ Look and listen.



triangle



B.  ^{CD1}₁₈ Listen, point, and repeat.

circle



star






rectangle






heart




square

C.  ^{CD1}₁₉ Listen and point below. Then chant.  



D.  ^{CD1}₂₀ Listen and write the number. 






Use the Words

A.  ^{CD1}₂₁ Listen and repeat.




B.  ^{CD1}₂₂ Listen and point below. 

C.  ^{CD1}₂₃ Listen and point. Then sing along. 



Action Word Time

A.  ^{CD1}₂₄ Look and listen.



walk






dive






tiptoe




swim

C.  ^{CD1}₂₆ Listen and point below. Then chant.   8



D.  ^{CD1}₂₇ Listen and write the number. 






Use the Action Words

A.  ^{CD1}₂₈ Listen and repeat.




B.  ^{CD1}₂₉ Listen and point below. 



C.  ^{CD1}₃₀ Listen and point. Then sing along. 






Use the Words

A.  ^{CD1}₃₅ Listen and repeat.



B.  ^{CD1}₃₆ Listen and point below. 

C.  ^{CD1}₃₇ Listen and point. Then sing along.  11





A. ^{CD1}₄₅ Listen and check (✓).


1.



Dot

Digger


2.



square

rectangle


3.



blue

green

4.



heart

circle

B. ^{CD1}₄₆ Listen and match.

1.



black



triangle



yellow star

2.



green



star



green circle

3.



red



circle



red heart

4.



yellow



square



black square

5.



orange



heart




blue triangle

6.




blue



rectangle



orange rectangle

A.  ^{CD1} Listen and match.



Hello! I'm Annie.



It's blue.



I see a rectangle.



Paint with me.



Let's wave!



Dive over here!



Shake hands with me.



Let's swim!



Hello! I'm Dot.



Draw over here.






I see Dot.




It's a star.

B. Role play these scenes with a partner.

A.  ^{CD1}₄₈ Listen and point below. 

B.  ^{CD1}₄₉ Listen, point, and repeat.



C.  ^{CD1}₅₀ Listen and practice with a friend.



heart



circle



triangle



star



square



rectangle

Heart, please. Here you are.



Talk Time 1 Part 2

A.  ^{CD1}₅₁ Listen and repeat.



scissors





tape






glue



paper


B.  ^{CD1}₅₂ Listen and write the number. 




C.  ^{CD1}₅₃ Listen and point. Then sing along.  14

Spring ABCs



A.  ^{CD1}₅₄ Look and listen.

B.  ^{CD1}₅₅ Listen, point, and repeat.




C.  ^{CD1}₅₆ Listen and point.
Then chant.  

D.  ^{CD1}₅₇ Listen. Find and point
below. 





Word Time

A.  ^{CD1}₅₈ Look and listen.



pencil



book



ruler






eraser





book bag



crayon


C.  ^{CD1}₆₀ Listen and point below. Then chant.   16

D.  ^{CD1}₆₁ Listen and write the number. 

Aa Bb Cc







Use the Words

A.  ^{CD1}₆₂ Listen and repeat.

It's a ruler.




B.  ^{CD1}₆₃ Listen and point below. 

C.  ^{CD1}₆₄ Listen and point. Then sing along.  17



Action Word Time

A.  ^{CD1}₆₅ Look and listen.



pick up
your book






put down
your book





open your
book bag



close your
book bag

C.  ^{CD1}₆₇ Listen and point below. Then chant.   18

D.  ^{CD1}₆₈ Listen and write the number. 



Use the Action Words



A.  ^{CD1}₆₉ Listen and repeat.



Put down your book slowly.



Put down your book quickly.




B.  ^{CD1}₇₀ Listen and point below. 


C.  ^{CD1}₇₁ Listen and point. Then sing along.  19





Word Time

A.  ^{CD2}₁ Look and listen.

B.  ^{CD2}₂ Listen, point, and repeat.

1
one

2
two

3
three

4
four

5
five




6
six



7
seven


8
eight

9
nine

10
ten

C.  ^{CD2}₃ Listen and point below. Then chant.   20

D.  ^{CD2}₄ Listen and write the number. 





Use the Words



A.  ^{CD2}₅ Listen and repeat.

I'm one year old.




I'm six years old.

B.  ^{CD2}₆ Listen and point below. 

C.  ^{CD2}₇ Listen and point. Then sing along.  21



Action Word Time

A.  ^{CD2}₈ Look and listen.



stand up






sit down






kneel down




lie down

C.  ^{CD2}₁₀ Listen and point below. Then chant.   ²²

D.  ^{CD2}₁₁ Listen and write the number. 







Use the Action Words

A.  ^{CD2}₁₂ Listen and repeat.

Lie down.



B.  ^{CD2}₁₃ Listen and point below. 

C.  ^{CD2}₁₄ Listen and point. Then sing along.  23





Word Time

A. ^{CD2}₁₅ Look and listen.



arms



B. ^{CD2}₁₆ Listen, point, and repeat.

legs



hands



feet




fingers




toes

C. ^{CD2}₁₇ Listen and point below. Then chant. 24

D. ^{CD2}₁₈ Listen and write the number.







Use the Words

A.  ^{CD2}₁₉ Listen and repeat.



I have two hands.

B.  ^{CD2}₂₀ Listen and point below. 


C.  ^{CD2}₂₁ Listen and point. Then sing along.  25



Action Word Time




A.  CD2 22 Look and listen.





B.  CD2 23 Listen, point, and repeat.




wash your hands dry your hands brush your hair comb your hair

C.  CD2 24 Listen and point below. Then chant.   26

D.  CD2 25 Listen and write the number. 







Use the Action Words

A.  ^{CD2}₂₆ Listen and repeat.



Please brush your hair.

B.  ^{CD2}₂₇ Listen and point below. 

C.  ^{CD2}₂₈ Listen and point. Then sing along.  27

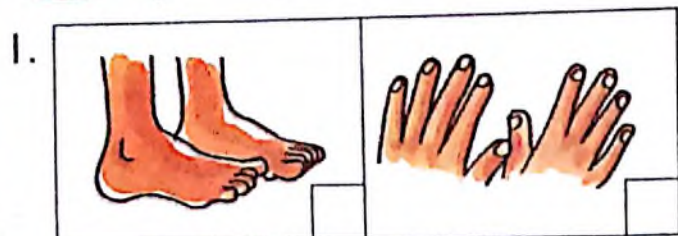


Review 2

Part 1




A. CD2 29 Listen and check (✓).




feet

fingers




nine

six



crayon

pencil



legs

arms

B. CD2 30 Listen and match.

- 1.
- 2.
- 3.
- 4.
- 5.
- 6.
- 7.
- 8.
- 9.
- 10.



rulers



hands



toes



books



book bags



four hands



seven rulers



two book bags



five books



ten toes

A.  ^{CD2}₃₁ Listen and match.

1.



It's a book.

2.



I'm seven years old.

3.



I have ten fingers.

4.



Open your book slowly.

5.



Wash your hands.

6.



Please sit down.



I'm eight years old.



Stand up quickly.



Dry your feet.



Please kneel down.



It's a green ruler.



I have six crayons.

B. Role play these scenes with a partner.

A. CD2 32 Listen and point below.

B. CD2 33 Listen, point, and repeat.

Give to others



C. CD2 34 Listen and practice with a friend.



pencil



book bag



eraser



ruler



crayon




book

Happy birthday!
This pencil is for you.



Thanks!

Talk Time 2 Part 2

A.  CD2 35 Listen and repeat.



card





drum





game




guitar


B.  CD2 36 Listen and write the number. 







C.  CD2 37 Listen and point. Then sing along.  28

Summer ABCs


A.  CD2 38 Look and listen.

B.  CD2 39 Listen, point, and repeat.



C.  ^{CD2}₄₀ Listen and point.
Then chant.   29

D.  ^{CD2}₄₁ Listen. Find and point
below. 





Word Time

A. ^{CD2}₄₂ Look and listen.

B. ^{CD2}₄₃ Listen, point, and repeat.



hot



cold



thirsty



hungry




sleepy




tired

C. ^{CD2}₄₄ Listen and point below. Then chant. 30



D. ^{CD2}₄₅ Listen and write the number.





Use the Words

A.  ^{CD2}₄₆ Listen and repeat.



B.  ^{CD2}₄₇ Listen and point below. 

C.  ^{CD2}₄₈ Listen and point. Then sing along.  31



Action Word Time


A.  ^{CD2}₄₉ Look and listen.



drink



eat




B.  ^{CD2}₅₀ Listen, point, and repeat.





cook




clean up

C.  ^{CD2}₅₁ Listen and point below. Then chant.   ₃₂

D.  ^{CD2}₅₂ Listen and write the number. 







Use the Action Words

A.  ^{CD2}₅₃ Listen and repeat.



Let's eat together.

B.  ^{CD2}₅₄ Listen and point below. 

C.  ^{CD2}₅₅ Listen and point. Then sing along.  33





Word Time

A. ^{CD2}₅₆ Look and listen.



tomatoes



bananas



carrots



oranges




cucumbers




apples

C. ^{CD2}₅₈ Listen and point below. Then chant. 34



D. ^{CD2}₅₉ Listen and write the number.






Use the Words

A.  ^{CD2}₆₀ Listen and repeat.




B.  ^{CD2}₆₁ Listen and point below. 

C.  ^{CD2}₆₂ Listen and point. Then sing along.  ³⁵



Action Word Time


A.  ^{CD2}₆₃ Look and listen.



clap



shout




B.  ^{CD2}₆₄ Listen, point, and repeat.





sing



dance

C.  ^{CD2}₆₅ Listen and point below. Then chant.   ₃₆

D.  ^{CD2}₆₆ Listen and write the number. 



Word Time



A. ^{CD3}₁ Look and listen.



swim



play
soccer



ride a
bike



jump
rope




play
baseball



climb a
tree

C. ^{CD3}₃ Listen and point below. Then chant. 38

D. ^{CD3}₄ Listen and write the number.







Use the Words


A.  ^{CD3}₅ Listen and repeat.

I can climb a tree.



B.  ^{CD3}₆ Listen and point below. 

C.  ^{CD3}₇ Listen and point. Then sing along.  39



Action Word Time

A.  ^{CD3}₈ Look and listen.



throw the ball






catch the ball






hit the ball



kick the ball

C.  ^{CD3}₁₀ Listen and point below. Then chant.   40

D.  ^{CD3}₁₁ Listen and write the number. 







Use the Action Words


A.  ^{CD3}₁₂ Listen and repeat.

Watch me catch the ball.




B.  ^{CD3}₁₃ Listen and point below. 

C.  ^{CD3}₁₄ Listen and point. Then sing along. 





A. ^{CD3}₁₅ Listen and check (✓).



jump rope

play baseball




play soccer

swim



hungry

thirsty




ride a bike

climb a tree

B. ^{CD3}₁₆ Listen and match.

1.	cold		apples		hungry tomatoes
2.	tired		cucumbers		cold cucumbers
3.	thirsty		bananas		tired carrots
4.	hot		oranges		sleepy oranges
5.	sleepy		carrots		thirsty apples
6.	hungry		tomatoes		hot bananas

A.  ^{CD3}₁₇ Listen and match.

1.



I'm hungry.

2.



I like oranges.

3.



I can swim.

4.



Let's eat together.

5.



Sing with me.

6.



Watch me kick the ball.



Jump rope with me.



I like green apples.



I'm thirsty.






Watch me cook.





Let's play soccer together.

B. Role play these scenes with a partner.

A.  ^{CD3}₁₈ Listen and point below. 

B.  ^{CD3}₁₉ Listen, point, and repeat.



C.  ^{CD3}₂₀ Listen and practice with a friend.



a tomato



a banana



a carrot



a cucumber



an orange



an apple


Excuse me. May I have an apple?

Yes, of course.



Talk Time 3

Part 2

A.  ^{CD3}₂₁ Listen and repeat.



fork





spoon






plate




glass


B.  ^{CD3}₂₂ Listen and write the number. 








C.  ^{CD3}₂₃ Listen and point. Then sing along.  42



Fall ABCs

A.  ^{CD3}₂₄ Look and listen.

B.  ^{CD3}₂₅ Listen, point, and repeat.



C.  ^{CD3}₂₆ Listen and point.
Then chant.   43

D.  ^{CD3}₂₇ Listen. Find and point
below. 





Word Time

A. ^{CD3}₂₈ Look and listen.

B. ^{CD3}₂₉ Listen, point, and repeat.



rabbit



dog



turtle



bird



frog




cat

C. ^{CD3}₃₀ Listen and point below. Then chant.



D. ^{CD3}₃₁ Listen and write the number.






Use the Words

A.  ^{CD3}₃₂ Listen and repeat.




B.  ^{CD3}₃₃ Listen and point below. 



C.  ^{CD3}₃₄ Listen and point. Then sing along.  ⁴⁵






Use the Action Words

A.  ^{CD3}₃₉ Listen and repeat.



B.  ^{CD3}₄₀ Listen and point below. 

C.  ^{CD3}₄₁ Listen and point. Then sing along. 



Word Time



A. CD3 42 Look and listen.



grandmother



mother



sister



grandfather



father



brother

C. CD3 44 Listen and point below. Then chant. 48

D. CD3 45 Listen and write the number.







Use the Words

A.  CD3
46 Listen and repeat.

This is my grandmother.




B.  CD3
47 Listen and point below. 

C.  CD3
48 Listen and point. Then sing along.  49



Action Word Time

A.  ^{CD3}₄₉ Look and listen.



wink






whistle





laugh



cry

C.  ^{CD3}₅₁ Listen and point below. Then chant.   ⁵⁰

D.  ^{CD3}₅₂ Listen and write the number. 





Use the Action Words



A.  ^{CD3}₅₃ Listen and repeat.

Please don't laugh.



Sorry.

B.  ^{CD3}₅₄ Listen and point below. 

C.  ^{CD3}₅₅ Listen and point. Then sing along.  51





Word Time

A. ^{CD3}₅₆ Look and listen.



clock



lamp



pillow



chair




bed




desk

C. ^{CD3}₅₈ Listen and point below. Then chant. 52



D. ^{CD3}₅₉ Listen and write the number.






Use the Words

A.  ^{CD3}₆₀ Listen and repeat.



B.  ^{CD3}₆₁ Listen and point below. 

C.  ^{CD3}₆₂ Listen and point. Then sing along.  53



Action Word Time

A.  ^{CD3}₆₃ Look and listen.



play




read








listen




watch TV


B.  ^{CD3}₆₄ Listen, point, and repeat.

C.  ^{CD3}₆₅ Listen and point below. Then chant.   54

D.  ^{CD3}₆₆ Listen and write the number. 







Use the Action Words

A.  ^{CD3}₆₇ Listen and repeat.

Let's listen.

Good idea!

B.  ^{CD3}₆₈ Listen and point below. 

C.  ^{CD3}₆₉ Listen and point. Then sing along.  55




Review 4

Part 1




A. ^{CD3}₇₀ Listen and check (✓).




bed

desk




cat

turtle



lamp



















chair



pillow

clock

B. ^{CD3}₇₁ Listen and match.

1. 		
grandmother	dog	my mother and my dog
2. 		
father	rabbit	my brother and my cat
3. 		
sister	turtle	my grandmother and my bird
4. 		
mother	cat	my father and my rabbit
5. 		
grandfather	frog	my grandfather and my turtle
6. 		
brother	bird	my sister and my frog

Review 4

Part 2

A. ^{CD3}₇₂ Listen and match.

1.



I love my dog.



Let's jump.

2.



This is my brother.




That is a frog.

3.



That is a chair.



Please don't run.

4.



It can fly.



This is my desk.

5.



Please don't laugh.



It can whistle.

6.






Let's play.





I love my mother.


B. Role play these scenes with a partner.

A.  ^{CD3}₇₃ Listen and point below. 

B.  ^{CD3}₇₄ Listen, point, and repeat.

Help others



C.  ^{CD3}₇₅ Listen and practice with a friend.



cat



frog



rabbit




turtle




dog



bird



Talk Time 4 Part 2

A.  ^{CD3}₇₆ Listen and repeat.



key





phone






shoe




lunchbox


B.  ^{CD3}₇₇ Listen and write the number. 








C.  ^{CD3}₇₈ Listen and point. Then sing along.  56

Winter ABCs


A.  CD3 79 Look and listen.

B.  CD3 80 Listen, point, and repeat.



C.  ^{CD3}₈₁ Listen and point.
Then chant.  

D.  ^{CD3}₈₂ Listen. Find and point
below. 



Songs and Chants

Numbers

The Counting Chant

One, One
Two, Two
Three, Three
Four, Four
Five, Five
Six, Six

One, Two, Three, Four, Five, Six

One, Two, Three **
One, Two, Three **
Four, Five, Six **
Four, Five, Six **

One, Two, Three **
Four, Five, Six **
One, Two, Three **
Four, Five, Six **

Unit 1

Word Time

The Name Chant

Digger ** Digger **
Dot * Dot *
Annie ** Annie **
Ted * Ted *

Digger, Dot, Annie, Ted
Digger, Dot, Annie, Ted

(Repeat)

**** Yeah! **** Yeah!

Use the Words

The Hello Song

Hello! I'm Annie.
Hello, hello, hello!

Hello! I'm Ted.
Hello, hello, hello!

Hello, I'm Digger.
Hello, hello, hello!

Hello, I'm Dot.
Hello, hello, hello!

(Repeat)

Action Word Time

Shake Hands

Shake hands.
Shake hands.

Smile, smile.
Smile, smile.

Nod, nod.
Nod, nod.

Wave, wave.
Wave, wave.

Shake hands, smile, nod, wave....
Hello!

Use the Action Words

Let's Smile

Let's smile.
Let's nod.
Let's wave.
Let's shake hands.

Let's smile.
Let's nod.
Let's wave.
Let's shake hands.

Unit 2

Word Time

The Shape Chant

Star, circle
Star, circle

Circle, square
Circle, square

Square, rectangle
Square, rectangle

Rectangle, heart
Rectangle, heart

Heart, triangle
Heart, triangle

Triangle, star
Triangle, star

Use the Words

I See a Star

I see a star. I see a circle.
I see a heart. I see a square.
I see a triangle.
I see a rectangle.
*** *(stomp, stomp)*
Hooray!

(Repeat)

Action Word Time

Walk, Walk

Walk. Walk.
Tiptoe. Tiptoe.
Dive. Dive.
Swim. Swim.
Walk, tiptoe, dive, swim!

Use the Action Words

Walk Over Here

Walk over here. ***
Tiptoe over here. ***
Dive over here. ***
Swim over here. ***

(Repeat)

Unit 3

Word Time

The Color Chant

Red * red **
Red * red **

Black * black **
Black * black **

Yellow * yellow **
Yellow * yellow **

Green * green **
Green * green **

Orange * orange **
Orange * orange **

Blue * blue **
Blue * blue **



Red * Red **
Black * Black **
Yellow * Yellow **
Green * Green **
Orange * Orange **
Blue * Blue **
**** ** Yeah!

Use the Words

It's Red

It's red. ** It's red. **
It's blue. ** It's blue. **

It's red.
It's red.
It's blue.
It's blue.

It's red. ** It's blue. **

It's yellow. ** It's yellow. **
It's green. ** It's green. **

It's yellow.
It's yellow.
It's green.
It's green.

It's yellow. ** It's green. **

It's orange. ** It's orange. **
It's black. ** It's black. **

It's orange.
It's orange.
It's black.
It's black.

It's orange. ** It's black. **

Action Word Time

Paint, Paint, Paint

Paint, paint, paint.
Paint, paint, paint.

Draw, draw, draw.
Draw, draw, draw.

Color, color, color.
Color, color, color.

Write, write, write.
Write, write, write.

Paint. Paint.
Draw. Draw.
Color. Color.
Write. Write.

Use the Action Words

Write with Me

Write with me.
Draw with me.
Color with me.
Paint with me.

Write with me.
Draw with me.
Color with me.
Paint with me.

(Repeat)

Talk Time 1

Paper, Please

Paper, please.
Here you are.
Paper, please.
Here you are.
Paper, please.
Here you are.
Thank you very much.

Tape, please.
Here you are.
Tape, please.
Here you are.
Tape, please.
Here you are.
Thank you very much.

Scissors, please.
Here you are.
Scissors, please.
Here you are.
Scissors, please.
Here you are.
Thank you very much.

Glue, please.
Here you are.
Glue, please.
Here you are.
Glue, please.
Here you are.
Thank you very much.

Spring ABCs

The Alphabet Chant: A-F

A, /a/, apple
A, /a/, apple

B, /b/, bear
B, /b/, bear

C, /c/, cat
C, /c/, cat

D, /d/, dog
D, /d/, dog

E, /e/, elephant
E, /e/, elephant

F, /f/, fish
F, /f/, fish

A, B, C, D, E, F—oh yeah!

Unit 4

Word Time

Pencil, Eraser

Pencil, eraser ***
Pencil, eraser ***

Book bag, book ***
Book bag, book ***

Crayon, ruler ***
Crayon, ruler ***

Pencil * eraser * book bag *
Book * crayon * ruler *
Yeah!

Use the Words


It's a Pencil

It's a pencil.
It's a ruler.
It's a book bag.
It's a book!

It's an eraser.
It's a crayon.
It's a book bag.
It's a book!

It's a crayon.
It's a pencil.
It's a book bag.
It's a book!

It's a ruler.
It's an eraser.
It's a book bag.
It's a book!



Action Word Time
Open Your Book Bag

Open your book bag. ***
Open your book bag. ***

Pick up your book. ***
Pick up your book. ***

Put down your book. ***
Put down your book. ***

Close your book bag. ***
Close your book bag. ***

Open your book bag. ***
Pick up your book. ***

Put down your book. ***
Close your book bag. Yeah!

Use the Action Words
The Book Bag Song

Open your book bag slowly.
Close your book bag quickly,
quickly.

Open your book bag quickly,
quickly.
Close your book bag slowly.

Pick up your book slowly.
Put down your book quickly,
quickly.

Pick up your book quickly,
quickly.
Put down your book slowly.

Unit 5

Word Time
The Numbers Chant

One, two
One, two

Three, four
Three, four

Five, six
Five, six

Seven, eight
Seven, eight

Nine, ten
Nine, ten

One, two, three
One, two, three

Four, five, six
Four, five, six

Seven, eight, nine
Seven, eight, nine

Ten!
Ten!

Hooray!

Use the Words
The Age Song

I'm two years old.
I'm four years old.
I'm six years old.
I'm eight years old.

I'm one year old.
I'm three years old.
I'm five years old.
I'm seven years old.

I'm nine years old.
I'm ten years old.
I'm four years old.

I'm three years old.
I'm two years old.
I'm one year old.

Action Word Time
Stand Up Chant

Stand up. ** Stand up. **
Sit down. ** Sit down. **
Kneel down. ** Kneel down. **
Lie down. ** Lie down. **

Stand up. ** Sit down. **
Kneel down. ** Lie down. **

(Repeat)

Use the Action Words
Stand Up, Sit Down

Stand up, stand up, stand up.
Okay.

Sit down, sit down, sit down.
Okay.

Kneel down, kneel down,
kneel down.

Okay.
Lie down, lie down, lie down.
Okay.

Stand up, sit down, kneel down.
Okay.

Lie down, stand up, sit down.
Okay.

Kneel down, lie down, stand up.
Okay.

Sit down, kneel down, lie down.
Okay.

(Repeat first verse)

Unit 6

Word Time
Arms, Arms

Arms, arms. Legs, legs, legs.
Arms, arms. Legs, legs, legs.
Arms, arms. Legs, legs, legs.
Stop!


Hands, hands. Feet, feet, feet.
Hands, hands. Feet, feet, feet.
Hands, hands. Feet, feet, feet.
Stop!

Fingers, fingers. Toes, toes, toes.
Fingers, fingers. Toes, toes, toes.
Fingers, fingers. Toes, toes, toes.
Stop!

Use the Words
I Have Two Arms

I have two arms.
Yeah, yeah!
I have two hands.
Yeah, yeah!
I have ten fingers.
Yeah, yeah!
It's me, it's me, it's me.

I have two legs.
Yeah, yeah!
I have two feet.
Yeah, yeah!
I have ten toes.
Yeah, yeah!
It's me, it's me, it's me.



Action Word Time

Wash, Wash

Wash your hands.
Wash, wash.
Dry your hands.
Dry, dry.
Comb your hair.
Comb, comb.
Brush your hair.
Brush, brush.

Wash your hands.
Hands, hands.
Dry your hands.
Hands, hands.
Comb your hair.
Hair, hair.
Brush your hair.
Hair, hair.

Use the Action Words

Please Wash Your Hands

Please wash your hands.
Please wash your hands.
Please dry your hands.
Please dry your hands.
Please brush your hair.
Please brush your hair.
Please comb your hair.
Please comb your hair.
Please wash your hands.
Please dry your hands.
Please brush your hair.
Please comb your hair.

(Repeat)

Talk Time 2

Happy Birthday!

Happy birthday!
This card is for you.
Happy birthday!
This card is for you.
Happy birthday!
This card is for you.
Thanks! * Thanks! * Thanks! **
Happy birthday!
This game is for you.
Happy birthday!

This game is for you.
Happy birthday!
This game is for you.
Thanks! * Thanks! * Thanks! **
Happy birthday!
This drum is for you.
Happy birthday!
This drum is for you.
Happy birthday!
This drum is for you.
Thanks! * Thanks! * Thanks! **
Happy birthday!
This guitar is for you.
Happy birthday!
This guitar is for you.
Happy birthday!
This guitar is for you.
Thanks! * Thanks! * Thanks! **

Summer ABCs

The Alphabet Chant: G–M

G, /g/, goat
G, /g/, goat
H, /h/, horse
H, /h/, horse
I, /i/, iguana
I, /i/, iguana
J, /j/, juice
J, /j/, juice
K, /k/, kangaroo
K, /k/, kangaroo
L, /l/, lemon
L, /l/, lemon
M, /m/, monkey
M, /m/, monkey
G, H, I, J, K, L, M—oh yeah!

Unit 7

Word Time

Hot, Hungry

Hot, hungry. Hungry, hot.
Hot, hungry. Hungry, hot.
Hot, thirsty. Thirsty, hot.
Hot, thirsty. Thirsty, hot.

Hot, tired. Tired, hot.
Hot, tired. Tired, hot.
Hot, sleepy. Sleepy, hot.
Hot, sleepy. Sleepy, hot.
Cold, hungry. Hungry, cold.
Cold, hungry. Hungry, cold.
Cold, thirsty. Thirsty, cold.
Cold, thirsty. Thirsty, cold.
Cold, tired. Tired, cold.
Cold, tired. Tired, cold.
Cold, sleepy. Sleepy, cold.
Cold, sleepy. Sleepy, cold.

Use the Words

I'm hungry. I'm hungry.
I'm hot. **
I'm thirsty. I'm thirsty.
I'm hot. **
I'm tired. I'm tired.
I'm hot. **
I'm sleepy. I'm sleepy.
I'm hot. **
I'm hungry. I'm hungry.
I'm cold. **
I'm thirsty. I'm thirsty.
I'm cold. **
I'm tired. I'm tired.
I'm cold. **
I'm sleepy. I'm sleepy.
I'm cold. **

Action Word Time

Eat, Drink

Eat, drink. **
Cook, clean up. **
Eat, * drink, * cook, * clean up. **
Eat, drink. **
Cook, clean up. **
Eat, * drink, * cook, * clean up. **
Eat, drink. **
Cook, clean up. **
Eat, * drink, * cook, * clean up. **

Use the Action Words

Let's Cook Together

Let's cook together,
together, together.
Let's cook together.
Hooray, hooray, hooray!

Let's eat together,
together, together.
Let's eat together.
Hooray, hooray, hooray!

Let's drink together,
together, together.
Let's drink together.
Hooray, hooray, hooray!

Let's clean up together,
together, together.
Let's clean up together.
Hooray, hooray, hooray!

Unit 8

Word Time

Apples, Oranges

Apples, oranges
Oranges, apples
Apples, oranges
Yum! Yum!

Carrots, cucumbers
Cucumbers, carrots
Carrots, cucumbers
Yum! Yum!

Tomatoes, bananas
Bananas, tomatoes
Tomatoes, bananas
Yum! Yum!

Apples, oranges
Carrots, cucumbers
Tomatoes, bananas
Yum! Yum!

Use the Words

I Like Apples

I like apples.
I like oranges.
I like carrots.
Yum! Yum! Yum!

I like apples.
I like oranges.
I like carrots.
Yum! Yum! Yum!

I like bananas.
I like tomatoes.
I like cucumbers.
Yum! Yum! Yum!

I like apples.
I like oranges.
I like carrots.
Yum! Yum! Yum!

I like bananas.
I like tomatoes.
I like cucumbers.
Yum! Yum! Yum!

I like apples.
I like oranges.
I like carrots.
Yum! Yum! Yum!

Action Word Time

Dance, Sing

Dance, sing.
Dance, sing.
Shout! Shout!
Clap, clap, clap!

Dance, sing.
Dance, sing.
Shout! Shout!
Clap, clap, clap!

Sing, dance.
Sing, dance.
Clap! Clap!
Shout, shout, shout!

Sing, dance.
Sing, dance.
Clap! Clap!
Shout, shout, shout!

Use the Action Words

Sing with Me

Sing with me.
Sure.
Dance with me.
Sure.
Shout with me.
Sure.
Clap with me.
Sure.

La! La! La!
Sing with me.
(tap, tap, tap)
Dance with me.
Hip! Hip! Hooray!
Shout with me.
(clap, clap, clap)
Clap with me.
(Repeat first verse)

Unit 9

Word Time

The Action Chant

Play soccer, play baseball,
play soccer. **
Ride a bike. **
Ride a bike. **

Play baseball, play soccer,
play baseball. **
Climb a tree. **
Climb a tree. **

Play soccer, play baseball,
play soccer. **
Jump rope. **
Jump rope. **

Play baseball, play soccer,
play baseball. **
Swim, swim, swim. **

Use the Words


I Can Swim

I can swim.
I can swim.
Swim, swim, swim, swim.
I can swim.

I can jump rope.
I can jump rope.
Jump, jump, jump, jump.
I can jump rope.

I can play soccer.
I can play soccer.
Play, play, play, play.
I can play soccer.

I can play baseball.
I can play baseball.
Play, play, play, play.
I can play baseball.



I can ride a bike.
I can ride a bike.
Ride, ride, ride, ride.
I can ride a bike.

I can climb a tree.
I can climb a tree.
Climb, climb, climb, climb.
I can climb a tree.

Action Word Time The Ball Chant

The ball **
The ball **
Throw the ball.
Throw the ball.
Throw, throw, throw...

The ball **
The ball **
Hit the ball.
Hit the ball.
Hit, hit, hit...

The ball **
The ball **
Catch the ball.
Catch the ball.
Catch, catch, catch...

The ball **
The ball **
Kick the ball.
Kick the ball.
Kick, kick, kick...
...the ball!

Use the Action Words Watch Me

Watch me throw the ball.
Watch me catch the ball.
Watch me hit the ball.
Watch me kick the ball.
Throw, throw, throw,
throw.

Watch me throw the ball.

Watch me throw the ball.
Watch me catch the ball.
Watch me hit the ball.
Watch me kick the ball.
Catch, catch, catch, catch.
Watch me catch the ball.

Watch me throw the ball.
Watch me catch the ball.
Watch me hit the ball.
Watch me kick the ball.
Hit, hit, hit, hit.
Watch me hit the ball.

Watch me throw the ball.
Watch me catch the ball.
Watch me hit the ball.
Watch me kick the ball.
Kick, kick, kick, kick.
Watch me kick the ball.

Talk Time 3

Excuse Me

Excuse me. May I have a glass?
Yes, of course. Yes, of course.
Excuse me. May I have a glass?
Yes, of course.

Excuse me. May I have a fork?
Yes, of course. Yes, of course.
Excuse me. May I have a fork?
Yes, of course.

Excuse me. May I have a plate?
Yes, of course. Yes, of course.
Excuse me. May I have a plate?
Yes, of course.

Excuse me. May I have a spoon?
Yes, of course. Yes, of course.
Excuse me. May I have a spoon?
Yes, of course.

Fall ABCs

The Alphabet Chant: N-S

N, /n/, nest
N, /n/, nest

O, /o/, octopus
O, /o/, octopus

P, /p/, pink
P, /p/, pink

Q, /q/, quilt
Q, /q/, quilt

R, /r/, rabbit
R, /r/, rabbit

S, /s/, sandwich
S, /s/, sandwich

N, O, P, Q, R, S—oh yeah!

Unit 10

Word Time Animal Chant

A frog, a dog
A frog, a dog

A dog, a frog
A dog, a frog

A cat, a bird
A cat, a bird

A bird, a cat
A bird, a cat

A rabbit, a turtle
A rabbit, a turtle

A turtle, a rabbit
A turtle, a rabbit

Use the Words I Love My Rabbit

I love my rabbit.
I love my frog.
I love my turtle.
I love my dog.
I love my bird.
I love my cat.

Rabbit, turtle, dog.
Bird, frog, cat.

(Repeat)

Action Word Time Run, Run, Run

Jump! Jump!
Run, run, run!
Jump! Jump!
Run, run, run!
Jump! Jump!
Run, run, run!
Jump! Jump! Stop!

Hop! Hop!
Run, run, run!
Hop! Hop!
Run, run, run!
Hop! Hop!
Run, run, run!
Hop! Hop! Stop!

Fly! Fly!
Run, run, run!

Fly! Fly!
Run, run, run!
Fly! Fly!
Run, run, run!
Fly! Fly! Stop!

Use the Action Words

It Can Run!

It can run.
Run, run, run.
It can run.
Run, run, run.
It can run.
Run, run, run.
It can run!

It can jump.
Jump, jump, jump.
It can jump.
Jump, jump, jump.
It can jump.
Jump, jump, jump.
It can jump!

It can hop.
Hop, hop, hop.
It can hop.
Hop, hop, hop.
It can hop.
Hop, hop, hop.
It can hop!

It can fly.
Fly, fly, fly.
It can fly.
Fly, fly, fly.
It can fly.
Fly, fly, fly.
It can fly!

Unit 11

Word Time

Father, Father

Father, father ***
Mother, mother ***
Father, * mother *
Father, * mother *
Sister, sister ***
Brother, brother ***
Sister, * brother *
Sister, * brother *

Grandmother ***
Grandfather ***
Grandmother, * grandfather *
*** Hooray!

Use the Words The Family Song

This is my mother.
Yes, oh yes!
This is my sister.
Yes, oh yes!
This is my grandmother.
Yes, oh yes!
**** Yes, oh yes!

This is my father.
Yes, oh yes!
This is my brother.
Yes, oh yes!
This is my grandfather.
Yes, oh yes!
**** Yes, oh yes!

Action Word Time

Laugh, Laugh, Laugh

Laugh, laugh, laugh.
(Ha-ha!)
Cry, cry, cry.
(Boo-hoo!)
Laugh, laugh, laugh.
(Ha-ha!)
Cry, cry, cry.
(Boo-hoo!)

Whistle, whistle, whistle.
(whistling sound)
Wink, wink, wink.
(winking sound)
Whistle, whistle, whistle.
(whistling sound)
Wink, wink, wink.
(winking sound)

Laugh, laugh, laugh.
(Ha-ha!)
Cry, cry, cry.
(Boo-hoo!)
Whistle, whistle, whistle.
(whistling sound)
Wink, wink, wink.
(winking sound)

Use the Action Words

Please Don't Laugh


Please don't laugh.
Sorry.
Please don't laugh.
Sorry.
Please don't laugh.
Sorry.
Please don't laugh.
Sorry.
Please don't whistle.
Sorry.
Please don't whistle.
Sorry.
Please don't whistle.
Sorry.
Please don't whistle.
Sorry.
Please don't cry.
Sorry.
Please don't cry.
Sorry.
Please don't cry.
Sorry.
Please don't cry.
Sorry.
Please don't wink.
Sorry.
Please don't wink.
Sorry.
Please don't wink.
Sorry.
Please don't wink.

Unit 12

Word Time

Lamp, Clock

Lamp, clock
Lamp, clock
Clock, clock...
Tick tock!
Clock, lamp
Clock, lamp
Clock, clock...
Tick tock!
Desk, chair
Desk, chair
Clock, clock...
Tick tock!



Chair, desk
Chair, desk
Clock, clock...
Tick tock!

Pillow, bed
Pillow, bed
Clock, clock...
Tick tock!

Bed, pillow
Bed, pillow
Clock, clock...
Tick tock!

Use the Words

This, That!

Lamp, lamp, this is a lamp.
Chair, chair, that is a chair.
Lamp, lamp.
Chair, chair.
This is a lamp.
That is a chair.

Clock, clock, that is a clock.
Bed, bed, this is a bed.
Clock, clock!
Bed, bed!
That is a clock!
This is a bed!

Pillow, pillow, this is a pillow.
Desk, desk, that is a desk.
Pillow, pillow.
Desk, desk.
This is a pillow.
That is a desk.

Action Word Time

Watch TV

Watch TV, watch TV.
Play, play. ***

Watch TV, watch TV.
Read, read. ***

Watch TV, watch TV.
Listen, listen. ***

Watch TV, watch TV.
Play, play.
Read, read.
Listen, listen

* And watch TV! **

Use the Action Words

Good Idea!

Let's play. **
Good idea! **
Let's play. **
Good idea! **
Let's play. Let's play.
Good idea! Good idea!

Let's play. **
Good idea! **

Let's read. **
Good idea! **

Let's read. **
Good idea! **
Let's read. Let's read.
Good idea! Good idea!

Let's read. **
Good idea! **

Let's listen. **
Good idea! **

Let's listen. **
Good idea! **
Let's listen. Let's listen.
Good idea! Good idea!

Let's listen. **
Good idea! **

Let's watch TV.
Good idea! **

Let's watch TV.
Good idea! **

Let's watch TV.
Good idea! Good idea!

Let's watch TV.
Good idea! **

Talk Time 4

What's Wrong?

What's wrong?
I can't find my lunchbox.

What's wrong?
I can't find my lunchbox.

What's wrong?
I can't find my lunchbox.

Here it is.

What's wrong?
I can't find my phone.

What's wrong?
I can't find my phone.

What's wrong?
I can't find my phone.

Here it is.

What's wrong?
I can't find my shoe.

What's wrong?
I can't find my shoe.

What's wrong?
I can't find my shoe.

Here it is.

What's wrong?
I can't find my key.

What's wrong?
I can't find my key.

What's wrong?
I can't find my key.

Here it is.

Winter ABCs

The Alphabet Chant: T-Z

T, /t/, turtle
T, /t/, turtle

U, /u/, umbrella
U, /u/, umbrella

V, /v/, violin
V, /v/, violin

W, /w/, watch
W, /w/, watch

X, /x/, box
X, /x/, box

Y, /y/, yo-yo
Y, /y/, yo-yo

Z, /z/, zebra
Z, /z/, zebra

T, U, V, W, X, Y, Z—oh yeah!

Word List

A

a	9
and	70
Annie	4
apple	20
apples	44
arms	30

B

ball	50
bananas	44
baseball	48
bear	20
bed	66
bike	48
bird	58
black	12
blue	12
book	22
book bag	22
box	75
brother	62
brush	32

C

can	49
can't	37
card	37
carrots	44
cat	20, 58
catch	50
chair	66
circle	8
clap	46
clean up	42
climb	48
clock	66
close	24
cold	40
color	14
comb	32
cook	42
crayon	22
cry	64
cucumbers	44

D

dance	46
desk	66
Digger	4
dive	10
dog	21, 58
don't	65

Dot	4
draw	14
drink	42
drum	37
dry	32

E

eat	42
eight	26
elephant	21
eraser	22
excuse	54

F

fall	56
father	62
feet	30
find	72
fingers	30
fish	21
five	26
fly	60
fork	55
four	26
frog	58

G

game	37
guitar	37
glass	55
glue	19
goat	38
good idea	69
grandfather	62
grandmother	62
green	12

H

hair	32
hands	7
Happy birthday	36
have	31
heart	8
hello	5
here	11
hit	50
hop	60
horse	38
hot	40
hungry	40

I

I	9
---	---

iguana	38
I'm	5
is	63
it	61
it's	13

J

juice	39
jump	60
jump rope	48

K

kangaroo	39
key	73
kick	50
kneel down	28

L

lamp	66
laugh	64
legs	30
lemon	39
let's	6
lie down	28
like	45
listen	68
love	59
lunchbox	73

M

may	54
me	15
monkey	39
mother	62
my	59

N

nest	56
nine	26
nod	6

O

octopus	56
of course	54
okay	29
one	26
open	24
orange	12
oranges	44
over	11

P

paint	14
paper	19
pencil	22

phone	73
pick up	24
pink	56
pillow	66
plate	55
play	48, 68
please	18
put down	24

Q

quickly	25
quilt	57

R

rabbit	57, 58
read	68
rectangle	8
red	12
ride	48
ruler	22
run	60

S

sandwich	57
scissors	19
see	9
seven	26
shake hands	6
shoe	73
shout	46
sing	46
sister	62
sit down	28
six	26
sleepy	40
slowly	25
smile	6
soccer	48
sorry	65
spoon	55
spring	20
square	8
stand up	28
star	8
summer	38
sure	47
swim	10

T

tape	19
Ted	4
ten	26
thanks	36
thank you	18

that	
the	67
thirsty	50
this	40
three	63
throw	26
tiptoe	50
tired	10
toes	40
together	30
tomatoes	43
tree	44
triangle	48
turtle	8
TV	58, 74
two	68

U

umbrella	74
----------	----

V

very much	18
violin	74

W

walk	10
wash	32
watch	75
watch me	51
watch TV	68
wave	6
what	72
whistle	64
wink	64
winter	74
with	15
write	14
wrong	72

Y

years old	27
yellow	12
yes	54
you	36
your	22
yo-yo	75

Z

zebra	75
-------	----