




All about you

Unit 1

1 Saying names in English

A  1.05 Listen to these people give their names.
Then complete the information.

1 Hi, I'm Liz. Liz Kim.
My first name is Elizabeth,
but everyone calls me Liz.



2 Hi. My name is Don. My full name is Don
Allan Ray Tanner. My nickname is Dart.



3 Hello. I'm Ana Sanchez.
My first name is Maria.
Ana is my middle name.






My name is Bahareh Shahrokhi.

-
- Bahareh is my **first name**.
 - Shahrokhi is my **last name**.
 - My name is **Bahareh****Shahrokhi**. (I don't have a **middle name**)
 - My **short name** is Bahar.
 - I don't have a **nick name**.

-
- What's your **first name**?
 - What's your **last name**?
 - Do you have a **middle name**?
 - Do you have a **nick name**?
 - Do you have a **short name**?

What are their first, last and middle name?

1 Saying names in English

A  1.05 Listen to these people give their names. Then complete the information.

1 Hi, I'm Liz. Liz Kim.
My **first name** is Elizabeth,
but **everyone** calls me Liz.



Ms. — Kim
FIRST MIDDLE LAST
 single married

2 Hi. My name is Don. My **full name** is Don
Allan Ray Tanner. My **nickname** is Dart.



Mr. Don Ray Tanner
FIRST MIDDLE LAST
 single married

3 Hello. I'm Ana Sanchez.
My **first name** is Maria.
Ana is my **middle name**.




Mrs. Maria Sanchez
FIRST MIDDLE LAST
 single married

Married or single



Mr	Mrs	Miss	Ms
<p>Mister</p> <p>Example: Mr. Jones</p> <p>Doesn't tell us the marital status.</p>	<p>Missus</p> <p>Example: Mrs Jones</p> <p>Refers to a married woman.</p>	<p>Miss</p> <p>Example: Miss May</p> <p>Refers to an unmarried woman.</p>	<p>Mizz</p> <p>Example: Ms. Ann</p> <p>Doesn't tell us the marital status.</p>
			

1 Saying names in English

A  1.05 Listen to these people give their names. Then complete the information.

1 Hi, I'm Liz. Liz Kim.
My **first name** is Elizabeth,
but **everyone** calls me Liz.



Ms. — Kim
FIRST MIDDLE LAST
 single married

2 Hi. My name is Don. My **full name** is Don
Allan Ray Tanner. My **nickname** is Dart.



Mr. Don Ray Tanner
FIRST MIDDLE LAST
 single married

3 Hello. I'm Ana Sanchez.
My **first name** is Maria.
Ana is my **middle name**.



Mrs. Maria Sanchez
FIRST MIDDLE LAST
 single married

Miss, Mrs., Ms., Mr.?

Liz Kim is single.
Ana Sanchez is married.
Don Tanner is single.
Ana's husband is married.


- ▶ Ms. Kim or Miss Kim
- ▶ Ms. Sanchez or Mrs. Sanchez
- ▶ Mr. Tanner
- ▶ Mr. Sanchez

About
you


B Complete the sentences. Then compare with a partner.

1. My first name is _____.
2. Everyone calls me _____.
3. My last name is _____.
4. My middle name is _____.
5. My nickname is _____.
6. My teacher's name is _____.

Read the alphabet.
Circle the letters in your name.

C  1.06 Listen and say the alphabet. Circle all the letters in your name.

Aa	Bb	Cc	Dd	Ee	Ff	Gg	Hh	Ii	Jj	Kk	Ll	Mm
Nn	Oo	Pp	Qq	Rr	Ss	Tt	Uu	Vv	Ww	Xx	Yy	Zz

D  1.07 Listen. How do you spell Catherine's last name? Then practice the conversation with a partner. Use your own names.

A What's your name?

B Catherine Ravelli.

A How do you spell *Catherine*?

B C-A-T-H-E-R-I-N-E.


A Thanks. And your last name?

B R-A-V-E-L-L-I.

 **E** Class activity Ask your classmates their names. Make a list.




- Carmen and Jenny are friends.
- Are they at school or at work?
- How do you know?



wait



The same




Class class room room




Listen and answer:

- *Which classroom is Carmen in?*
- *Which classroom is Jenny in?*
- **Listen for the answers.**



2 Building language

A  1.08 Listen. Which classroom is Carmen in this year?
What about Jenny? Practice the conversation.

Mr. Martin Good morning. Are you here for an English class?

Carmen Yes, I am. I'm Carmen Rivera.

Mr. Martin OK. You're in Room B.

Jenny And I'm Jenny.

Mr. Martin Are you Jenny Loo?

Jenny No, I'm not. I'm Jenny Lim. Am I in Room B, too?

Mr. Martin Yes. . . . Wait – no, you're not. You're in Room G.

Jenny Oh, no! Carmen, we're not in the same class!



Figure
it out

B Can you complete the conversations? Use the conversation above to help you.

1. A Are you Jenny Loo?

B No, I _____ not. I _____ Lucy.

2. A _____ you here for an English class?

B Yes, I _____. I _____ Carmen Rivera.

3. A _____ I in your class?

B Yes. _____ in my class.

I **am** = I'm

You **are** = you're



I'm

You're

We're.....

- *I*, *you*, and *we* are pronouns.
- *'m* and *'re* are forms of the verb be.
- Use 'm with *I* and re with *you* and *we*.

- *tell*



I'm **not**

You're **not**

We're **not**.....

– **not** is used in negative statements and it comes after *be*.

– **tell**



Are you ___ ?

Am I ___ ?

Are we ___ ?

– The verb *be* comes first in questions.

– ask

3 Grammar The verb *be*: *I*, *you*, and *we* 1.09

Extra practice p. 139

Statements

I'm Jenny.	I'm not Carmen.
You're in Room G.	You're not in Room B.
We're in different classes.	We're not in the same class.

Contractions

I'm = I am
you're = you are
we're = we are

Questions and short answers

Are you Jenny?	Am I in Room B?	Are we in the same class?
Yes, I am .	Yes, you are .	Yes, we are .
No, I'm not .	No, you're not .	No, we're not .

Common errors

Use the full form of the verb *be* in short answers with *yes*.
Yes, **I am**. (NOT Yes, ~~I'm~~.)

